

TEAMS Survey - Teams Evolving And Mastering Success
Report # 1: OVERVIEW - All Items in Survey Order

Team Name: Sample Team Date: March, 1997 Number of Respondents: 8
Team Leader: John Doe Company: Mythical Company

Scale is: 6=Always, 5=Most of the time, 4=More often than not, 3=Sometimes, 2=Rarely, 1=Never
Ratings Spread (# and % of respondents)

Sur #	Item Name	Score Range	Avg Score	6 #/%	5 #/%	4 #/%	3 #/%	2 #/%	1 #/%
1	Mission	6-2	4.4	2/25	2/25	2/25	1/12	1/12	
2	Conflict Resolution	6-3	4.3	2/25	1/12	2/25	3/38		
3	Meeting Management	5-3	4.3		4/50	2/25	2/25		
4	Customer Focus	6-3	4.4	1/14	2/29	3/43	1/14		
5	Dependability	6-2	3.5	2/25			4/50	2/25	
6	Time	6-4	5.1	4/50	1/12	3/38			
7	Objectives Specified	6-2	4.0	2/29	1/14		3/43	1/14	
8	Respect	6-3	4.4	1/12	3/38	2/25	2/25		
9	Information	6-2	4.0	1/14	2/29	1/14	2/29	1/14	
10	Objectives Consensus	6-3	5.0	3/38	3/38	1/12	1/12		
11	Climate	5-2	3.5		2/25	2/25	2/25	2/25	
12	Participation	6-2	4.0	2/25		3/38	2/25	1/12	
13	Outside Resources	6-3	4.3	2/25		4/50	2/25		
14	Cooperation	6-3	4.5	1/12	3/38	3/38	1/12		
15	Availability	5-1	3.3		2/25	1/12	3/38	1/12	1/12
16	Team Performance Feedback	6-3	4.0	1/14	1/14	2/29	3/43		
17	Honesty	5-1	3.3		2/25	2/25	1/12	2/25	1/12
18	Willingness	6-2	3.8	1/12	2/25	1/12	2/25	2/25	
19	Performance Follow-up	6-1	4.0	1/14	2/29	2/29	1/14		1/14
20	Openness	6-4	5.0	2/25	4/50	2/25			
21	Positive Attitude	6-3	3.8	1/12	1/12	1/12	5/62		
22	Action Agreements	6-2	3.9	1/12	3/38		2/25	2/25	
23	Satisfaction	5-2	3.6		3/38	1/12	2/25	2/25	
24	Learning	6-2	3.8	1/12	2/25	1/12	2/25	2/25	
25	Action Implementation	6-3	4.3	1/12	3/38	1/12	3/38		
26	Feedback to Leader	6-2	3.9	2/25	1/12	1/12	2/25	2/25	
27	Celebration	6-2	4.0	1/12	2/25	3/38		2/25	
28	Role Clarity	6-3	4.5	1/12	4/50	1/12	2/25		
29	Trust	5-2	3.8		4/50		2/25	2/25	
30	Individual Recognition	6-3	4.3	1/12	2/25	3/38	2/25		
31	Role Agreement	6-3	4.1	1/12	2/25	2/25	3/38		
32	Individual Feedback	6-2	3.9	2/25	1/12	1/12	2/25	2/25	
33	Values	6-2	4.1	1/12	2/25	3/38	1/12	1/12	
34	Progress Checks	5-3	4.1		4/50	1/12	3/38		
35	Constructive Feedback	5-2	3.5		1/12	4/50	1/12	2/25	
36	Creativity	5-1	3.6		3/38	1/12	3/38		1/12
37	Differences	6-2	4.0	1/12	2/25	2/25	2/25	1/12	
38	Caring	6-1	3.9	2/25	2/25		2/25	1/12	1/12
39	Development	6-3	4.3	1/14	2/29	2/29	2/29		
40	Skills	6-1	3.5	1/12	2/25	2/25		1/12	2/25

TEAMS Survey - Teams Evolving And Mastering Success
Report # 1: OVERVIEW - All Items in Survey Order

Team Name: Sample Team Date: March, 1997 Number of Respondents: 8
Team Leader: John Doe Company: Mythical Company

Scale is: 6=Always, 5=Most of the time, 4=More often than not, 3=Sometimes, 2=Rarely, 1=Never
Ratings Spread (# and % of respondents)

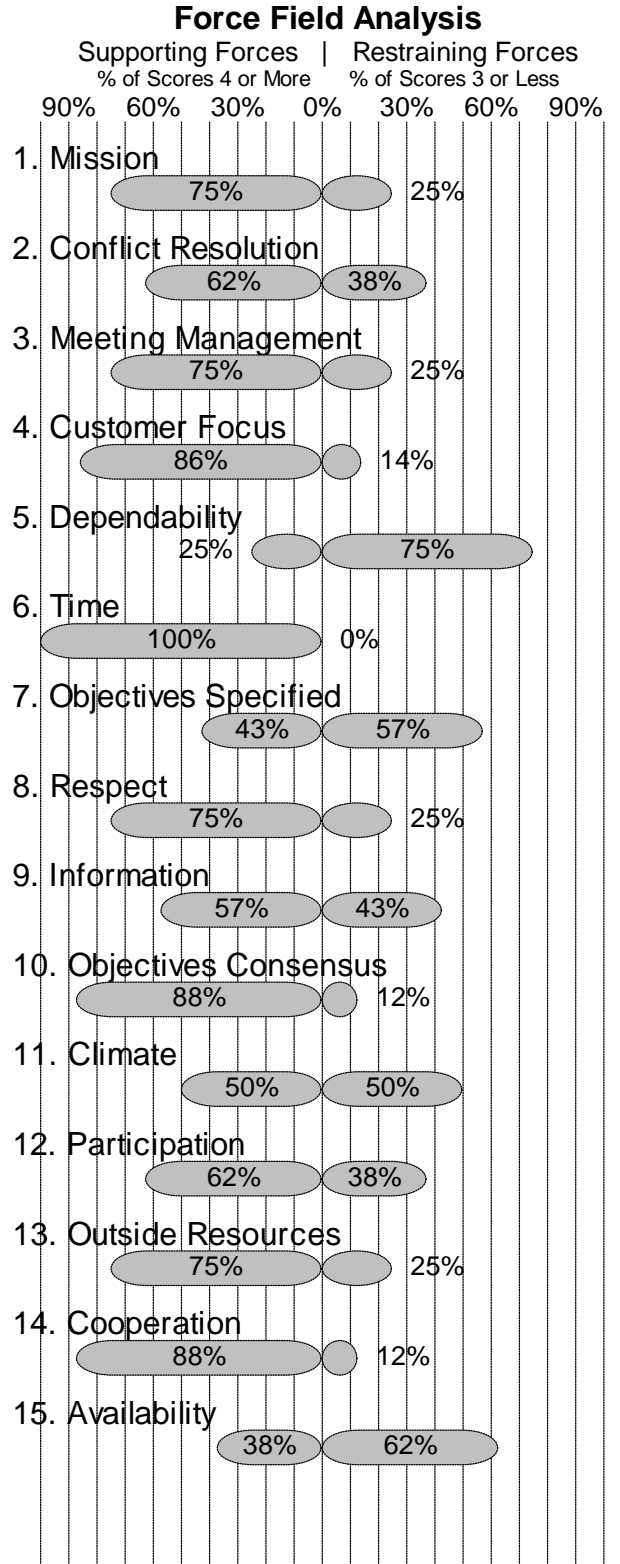

Sur #	Item Name	Score Range	Avg Score	6 #/%	5 #/%	4 #/%	3 #/%	2 #/%	1 #/%
41	Shared Leadership	6-1	3.6	1/12	2/25		4/50		1/12
42	Competence	6-2	3.7	1/14	2/29		2/29	2/29	
43	Utilization	6-2	4.1	1/12	3/38	1/12	2/25	1/12	
44	Standards	6-3	4.3	2/29	1/14	1/14	3/43		
45	Decision Making	6-1	4.4	1/12	4/50	2/25			1/12
46	Shared Responsibility/Accountability	6-1	3.7	1/14	2/29	1/14	1/14	1/14	1/14
47	Team Process Management	6-1	3.7	1/14	2/29	1/14	1/14	1/14	1/14
48	L-Participation	6-3	4.8	2/25	3/38	2/25	1/12		
49	L-Mission	6-4	4.9	1/12	5/62	2/25			
50	L-Objectives	6-1	3.5	1/12	1/12	2/25	2/25	1/12	1/12
51	L-Decision Making	6-4	4.9	2/29	2/29	3/43			
52	L-Meeting	6-3	4.4	1/12	3/38	2/25	2/25		
53	L-Performance Check	6-1	4.1	2/25	2/25	2/25		1/12	1/12
54	L-Information	6-2	4.0	1/12	3/38		3/38	1/12	
55	L-Listener	6-3	4.6	2/29	2/29	1/14	2/29		
56	L-Representation	6-1	3.1	1/12	1/12	2/25	1/12		3/38
57	L-Resources	6-2	4.4	2/25	2/25	2/25	1/12	1/12	
58	L-Shared Decision	6-3	4.3	2/25	1/12	2/25	3/38		
59	L-Accepting	5-3	4.3		4/50	2/25	2/25		
60	L-Commitment	6-3	4.4	1/14	2/29	3/43	1/14		
61	L-Challenges	6-2	3.5	2/25			4/50	2/25	
62	L-Learning	6-4	5.1	4/50	1/12	3/38			
63	L-Celebration	6-2	4.0	2/29	1/14		3/43	1/14	
64	L-Recognition	6-3	4.4	1/12	3/38	2/25	2/25		

TEAMS Survey - Teams Evolving And Mastering Success

Report # 1 Graph: OVERVIEW - All Items in Survey Order

Team Name: Sample Team Date: March, 1997 Number of Respondents: 8
Team Leader: John Doe Company: Mythical Company

Scale is: 6=Always, 5=Most of the time, 4=More often than not, 3=Sometimes, 2=Rarely, 1=Never


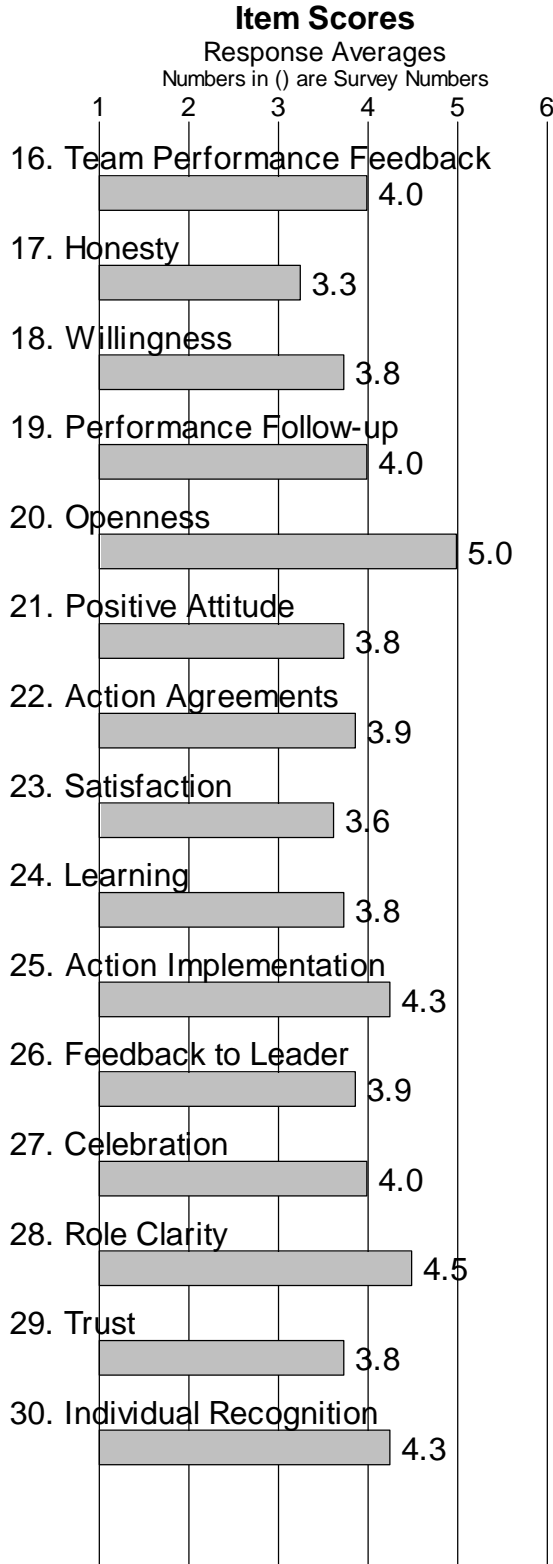


TEAMS Survey - Teams Evolving And Mastering Success

Report # 1 Graph: OVERVIEW - All Items in Survey Order

Team Name: Sample Team Date: March, 1997 Number of Respondents: 8
Team Leader: John Doe Company: Mythical Company

Scale is: 6=Always, 5=Most of the time, 4=More often than not, 3=Sometimes, 2=Rarely, 1=Never

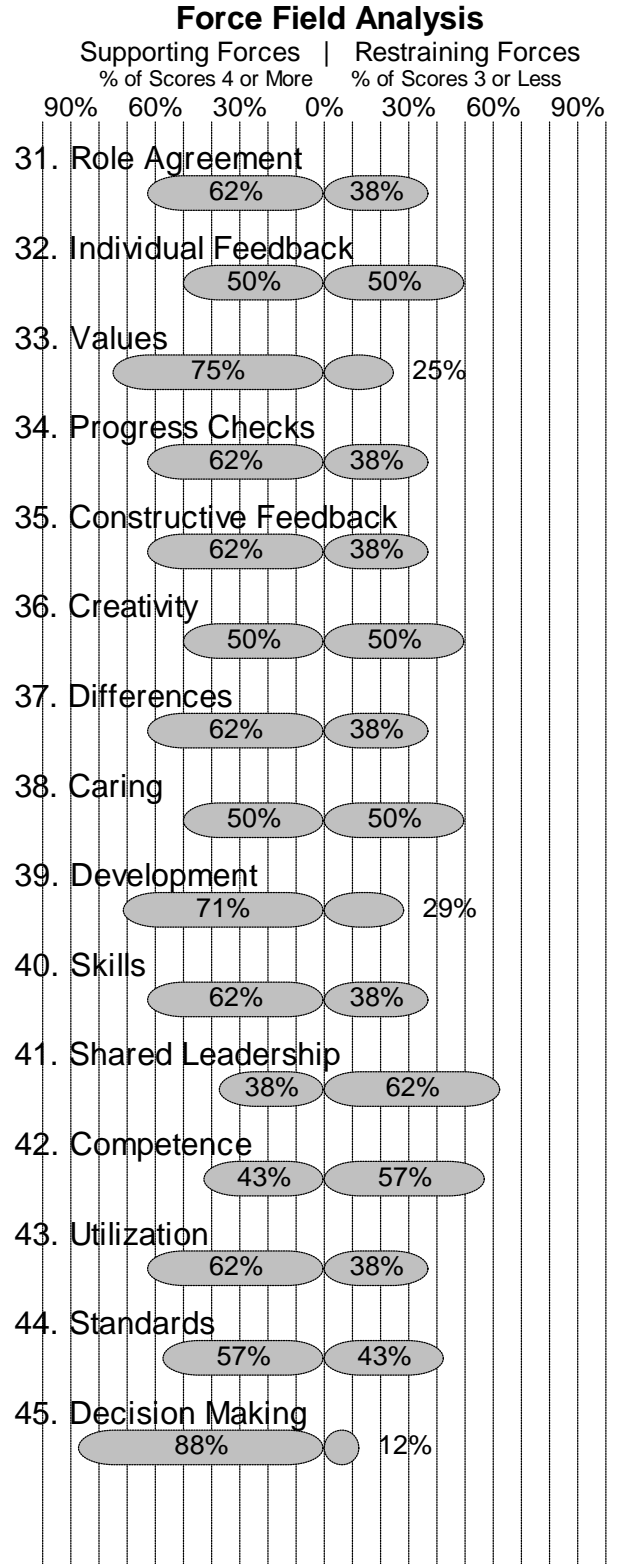
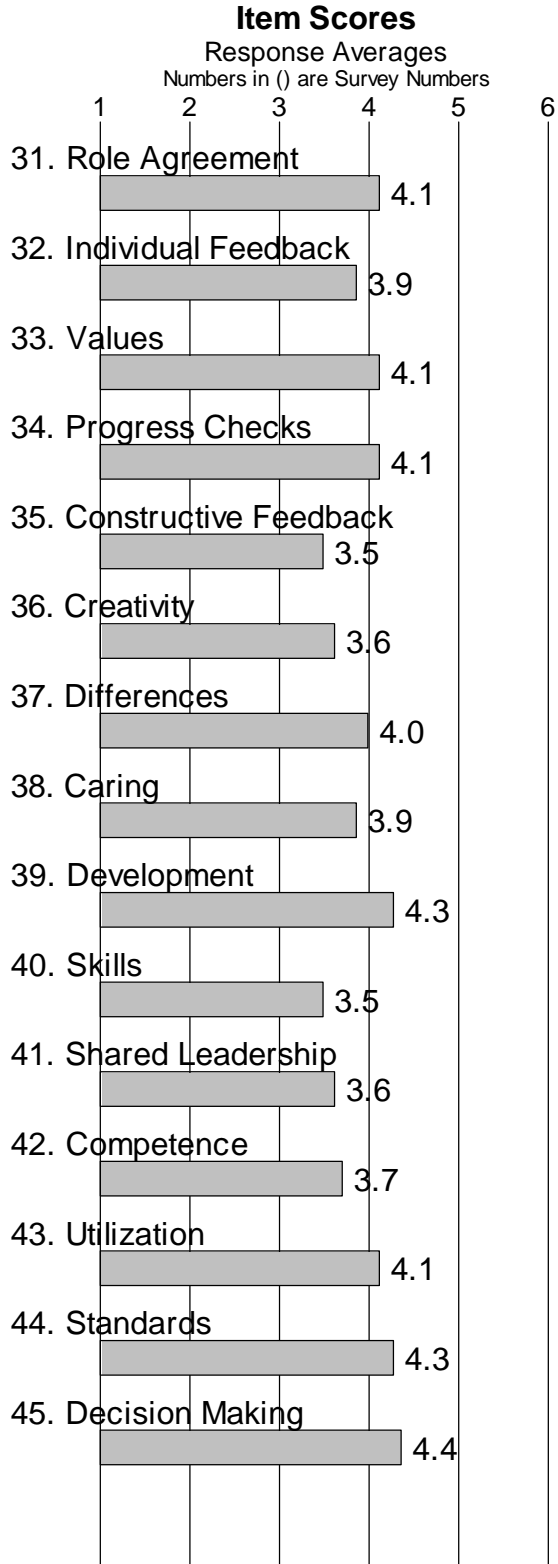


TEAMS Survey - Teams Evolving And Mastering Success

Report # 1 Graph: OVERVIEW - All Items in Survey Order

Team Name: Sample Team Date: March, 1997 Number of Respondents: 8
Team Leader: John Doe Company: Mythical Company

Scale is: 6=Always, 5=Most of the time, 4=More often than not, 3=Sometimes, 2=Rarely, 1=Never


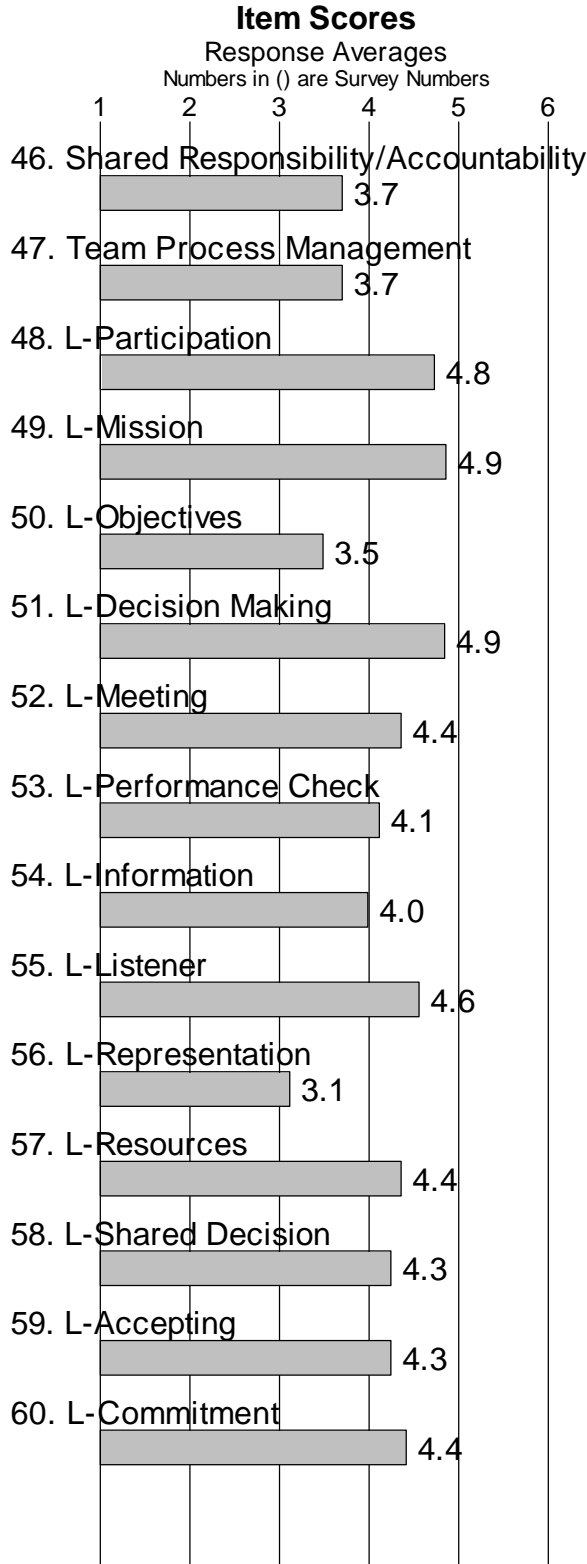


TEAMS Survey - Teams Evolving And Mastering Success

Report # 1 Graph: OVERVIEW - All Items in Survey Order

Team Name: Sample Team Date: March, 1997 Number of Respondents: 8
Team Leader: John Doe Company: Mythical Company

Scale is: 6=Always, 5=Most of the time, 4=More often than not, 3=Sometimes, 2=Rarely, 1=Never



TEAMS Survey - Teams Evolving And Mastering Success

Report # 1 Graph: OVERVIEW - All Items in Survey Order

Team Name: Sample Team Date: March, 1997 Number of Respondents: 8
Team Leader: John Doe Company: Mythical Company

Scale is: 6=Always, 5=Most of the time, 4=More often than not, 3=Sometimes, 2=Rarely, 1=Never

